



FAB
FLOORS
—INTERNATIONAL—

Unique • Elegant • Timeless

A vertical photograph of a forest path. The path is covered in fallen leaves and leads into a dense forest of tall, thin trees. Sunlight filters through the canopy, creating a bright sunburst effect on the left side. The overall mood is peaceful and natural.

Inspired by
nature

There is always a smarter way
to do things better!

We, Multiple Entities Business Family, have been into building material industry for over three decades. Specializing in retailing & manufacturing of Tile, Marble, Bathroom fittings, Natural stone, Granite, etc.

Our retail operations are in one of the world's oldest city Varanasi & Lucknow in the state Uttar Pradesh. And manufacturing plants in Jalore (Rajasthan) & Bangalore (Karnataka).

After successful journey with consistent growth now we have entered into the field of most innovative flooring product 'SPC', Stone Polymer Composite as manufacturer and exporter with the highly experienced team of experts who are committed to delivering the highest quality workmanship and customer service to ensure that every project is completed on time and within budget.

This SPC Flooring plant is located in the *Stone Hub of India*, in the state Rajasthan.

Our motto is ***"High Quality Low Budget"*** thus will be competitive in the international market.





Our Mission

Fab Floors International is founded with a distinct goal to revolutionize modern flooring by creating innovative and visually stunning surfaces. Our mission is to deliver exceptional quality flooring with contemporary designs, all while keeping prices affordable.



Fab Floors passion brings innovative flooring, designed for you!

Constantly striving for perfection...



Our Vision

Fab Floors International aspires to stand over the flooring industry, offering an ultra-exclusive collection of innovative surfaces that defy conventions. Our vision is to disseminate the enchantment of our surfaces globally, and we aim to achieve this sooner rather than later.

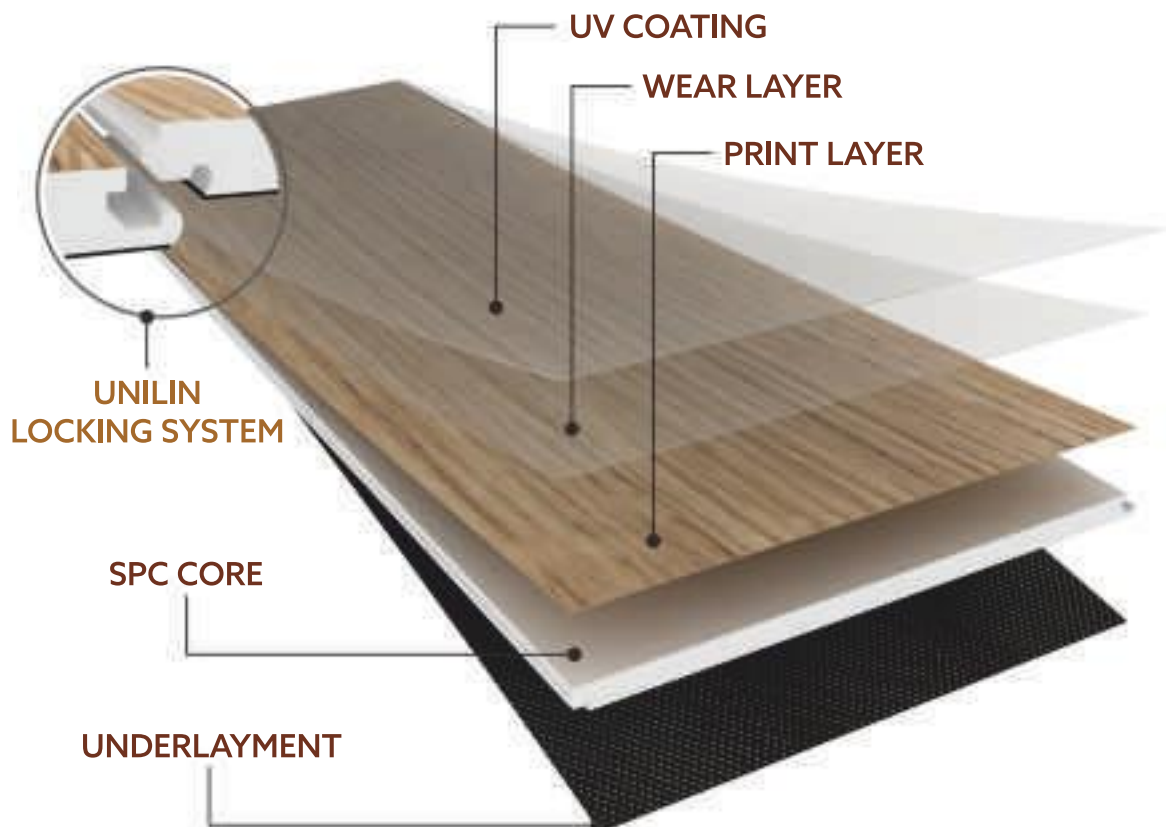
ABOUT SPC FLOORING

- Made up of calcium carbonate / limestone powder and polyvinyl chloride (PVC), which are fused together under high pressure and temperature to create a durable, waterproof floor.
- Having several eco-friendly features, including the reuse of industrial waste, lower toxicity compared to traditional flooring, high durability and moisture resistance, waterproof nature, and recyclability, thus make it a sustainable choice.
- Resistant to environmental changes and does not expand or contract with changes in temperature or humidity.
- Due to exceptionally dense core, it is highly resistant to deformation such as denting and warping, thus make it highly durable to withstand heavy foot traffic.
- Resistant to scratches, dents, stains and scuffs.
- Useful for areas such as kitchens, bathrooms, and entryways.
- Dust free / Noise free / glue-less installation format with Click-Locking system (German Technology), makes it an economical and time-saving choice.
- Suitable for Light commercial and Residential use.
- Free from dangerous chemicals.
- Easy to replace / re-install the damaged plank/tile.
- Limitless design innovation is possible, so there are endless options of patterns, colours, & grains.
- Fire resistant.
- Can be installed on currently existed floor.
- No extensive sub-floor preparation is required, just ensure smooth, dry, clean, flat and solid surface.



Fab Floors is Rigid Core Luxury Vinyl flooring also known as Stone Plastic Composite (SPC) flooring is considered to be an eco-friendly & strongest possible option for flooring.

SPC FLOORING LAYER STRUCTURE



UV COATING	Scratch Resistant, UV ray Resistance to prevent color fading
WEAR LAYER	Protects the surface from wear and tear, create surface textures of wood and stone.
PRINT LAYER	4K Graphic printed on the film provide look and color of wood, stone and carpet.
SPC CORE	Limestone powder and PVC Composite. Durable, Waterproof and Fire Retardant.
UNDERLAYMENT	EVA or IXPE padding cushions your feet and improves sound insulation.

ADVANTAGES

Apart from its robust and waterproof properties, SPC flooring offers a range of other advantages. One significant benefit is its easy installation process. Thanks to its click-lock design, SPC flooring can be installed over existing flooring, significantly reducing installation time.


 100% Waterproof	 Fire Retardant	 Eco Friendly	 Quick Installation
 No Formaldehyde	 Sound Insulation	 Skid Resistant	 Highly Durable
 No Expand or Contract	 Super Wear Resistant	 No Termites, No Decay	 Click n Lock Patent Technology
 Impact Resistant	 Easy to Clean	 Stain Resistant	 Scratch Resistant



Made In India



Can be installed on existing floors



Flooring in less than a day



10 Year Warranty

AREAS TO USE

SPC Flooring has got you covered, whether you're remodelling an office space, your house, acing a hotel or maximizing a commercial area. It's designed to handle heavy foot traffic, dropped dishes in the kitchen, or kids and pets roughhousing without showing much wear and tear. SPC's 100% waterproof construction makes it ideal for kitchens, bathrooms, basements, or any area prone to spills and moisture. It is durable, easy to clean, and comes in many different styles.



Buildings




Corridor



Bedroom



Living Room




Dining Room



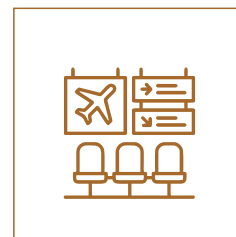
Bathroom



Office



Public Places



Airport



Restuarant



Super Market



Store

SPC flooring is a great option for both residential and commercial settings.

SPC FLOORING SURFACE PATTERNS

OUR COLLECTION



ENGINEERED LUXURY HYBRID

2024



RUSTIK OAK FFIW-001

The plank has a rich, textured surface showcasing the natural grain and patterns of the wood. It exhibits various shades of brown, from light to dark, giving it a rustic and authentic look. There are visible lines and markings on the surface that highlight its natural origin. The texture is detailed with grooves and ridges that are characteristic of real wood.

- | | |
|-------------------|--------------------------------|
| Series | - Xyloid |
| Thickness (in mm) | - 4.5, 5, 6, 6.5 |
| Underlayment Type | - EVA & IXPE |
| Plank Size | - 7" X 48" |
| Packaging | - 10 Planks/box (23.77 Sq.ft.) |
| Installation | - Uniclic, German Technology |





CHARCOAL TIMBER FFIW-002

Series	- Xyloid
Thickness (in mm)	- 4.5, 5, 6, 6.5
Underlayment Type	- EVA & IXPE
Plank Size	- 7" X 48"
Packaging	- 10 Planks/box (23.77 Sq.ft.)
Installation	- Uniclic, German Technology

The plank has a rich, dark brown color with lighter grain patterns throughout, giving it a rustic and natural look. There are various textures visible on the surface, including grooves and ridges that mimic the natural imperfections found in wood. The grain patterns are intricate and detailed, with swirls and lines that add to the aesthetic appeal of the flooring.





GOLDEN GRAIN FFIW-003

The wood has a natural, light brown color with visible grains and textures. There are various shades of brown, creating a rich and diverse pattern on the surface. The grain patterns are intricate and detailed, giving the plank a rustic appearance. There is no visible damage or imperfections on the surface; it appears to be well-polished and maintained.

Series	- Xyloid
Thickness (in mm)	- 4.5, 5, 6, 6.5
Underlayment Type	- EVA & IXPE
Plank Size	- 7" X 48"
Packaging	- 10 Planks/box (23.77 Sq.ft.)
Installation	- Uniclic, German Technology





- | | |
|-------------------|--------------------------------|
| Series | - Xyloid |
| Thickness (in mm) | - 4.5, 5, 6, 6.5 |
| Underlayment Type | - EVA & IXPE |
| Plank Size | - 7" X 48" |
| Packaging | - 10 Planks/box (23.77 Sq.ft.) |
| Installation | - Uniclic, German Technology |

RUSTIC FROST FFIW-004

The wood has a whitewashed appearance, giving it a light, almost greyish color. There are visible grain patterns and knots, adding to the natural and rustic aesthetic of the plank. The surface texture appears smooth with fine lines detailing the wood's grain pattern. It exudes a modern yet rustic vibe, suitable for contemporary interior designs.





DARK FOREST FFIW-005

The wood has a dark brown color, with intricate grain patterns visible throughout the surface. There are various natural imperfections visible, such as knots and grooves, adding to the rustic aesthetic of the plank. The texture of the wood is detailed and rich, indicating a high-quality material. The lines of the wood grain are prominent and flow in vertical directions, giving it a natural and organic look.

Series	- Xyloid
Thickness (in mm)	- 4.5, 5, 6, 6.5
Underlayment Type	- EVA & IXPE
Plank Size	- 7" X 48"
Packaging	- 10 Planks/box (23.77 Sq.ft.)
Installation	- Uniclic, German Technology





EARTHY CHARM FFIW-006

- Series - Xyloid
- Thickness (in mm) - 4.5, 5, 6, 6.5
- Underlayment Type - EVA & IXPE
- Plank Size - 7" X 48"
- Packaging - 10 Planks/box (23.77 Sq.ft.)
- Installation - Uniclic, German Technology

The plank has a rough, weathered appearance, with visible grain patterns and knots. It is characterized by various shades of brown, giving it an aged and rustic look. There are visible lines and cracks on the surface that add to its natural aesthetic. The texture is detailed, highlighting the intricate patterns formed by the wood grains.





DRIFT WOOD FFIW-007

Make your place strikingly different from what is ordinary and yet perfect in its own way. The image shows a close-up view of a wooden flooring plank. The plank has a light, natural wood color, showcasing the intricate grain patterns and textures. There are visible knots and imperfections in the wood, adding to its rustic charm. The surface appears smooth with variations in color tones from beige to light brown. The lines of the wood grain are prominent, running vertically throughout the plank.

Series	- Xyloid
Thickness (in mm)	- 4.5, 5, 6, 6.5
Underlayment Type	- EVA & IXPE
Plank Size	- 7" X 48"
Packaging	- 10 Planks/box (23.77 Sq.ft.)
Installation	- Uniclic, German Technology





GREY OAK **FFIW-008**

- Series - Xyloid
- Thickness (in mm) - 4.5, 5, 6, 6.5
- Underlayment Type - EVA & IXPE
- Plank Size - 7" X 48"
- Packaging - 10 Planks/box (23.77 Sq.ft.)
- Installation - Uniclic, German Technology

The image showcases a close-up view of a wooden flooring plank. The plank has a natural, rustic appearance with visible wood grains and textures. It features a mix of light grey and beige tones, giving it a weathered and aged look. There are distinct lines and patterns on the surface, highlighting the natural wood grains. The overall aesthetic is elegant and modern, suitable for contemporary interior designs.





SILVER OAK FFIW-009

This plank gives it a rustic yet modern appearance. The natural grain patterns, knots, and textures on the surface of the wood add to its elegance. The matte finish of the plank, with light reflecting subtly off its surface, makes it a high-quality material suitable for contemporary interior designs.

Series	- Xyloid
Thickness (in mm)	- 4.5, 5, 6, 6.5
Underlayment Type	- EVA & IXPE
Plank Size	- 7" X 48"
Packaging	- 10 Planks/box (23.77 Sq.ft.)
Installation	- Uniclic, German Technology





Series	- Xyloid
Thickness (in mm)	- 4.5, 5, 6, 6.5
Underlayment Type	- EVA & IXPE
Plank Size	- 7" X 48"
Packaging	- 10 Planks/box (23.77 Sq.ft.)
Installation	- Uniclic, German Technology

CHARCOAL GRAIN FFIW-010

The dark, greyish-brown color of the wood, which gives it a rustic and aged appearance. The visible grains and textures on the surface of the wood add to its natural aesthetic. Knots and imperfections in the wood are visible, contributing to its character and authenticity. The surface appears to be smooth with fine lines marking the grain pattern.





SMOKY WOOD FFIW-011

The rich, deep brown color of the wood, which exudes a warm and elegant aesthetic that can complement various interior designs. The visible grains and textures on the surface of the wood add to its natural aesthetic. Knots and imperfections in the wood are visible, contributing to its character and authenticity. The surface appears to be smooth and polished, reflecting light subtly.

Series	- Xyloid
Thickness (in mm)	- 4.5, 5, 6, 6.5
Underlayment Type	- EVA & IXPE
Plank Size	- 7" X 48"
Packaging	- 10 Planks/box (23.77 Sq.ft.)
Installation	- Uniclic, German Technology





- | | |
|-------------------|--------------------------------|
| Series | - Xyloid |
| Thickness (in mm) | - 4.5, 5, 6, 6.5 |
| Underlayment Type | - EVA & IXPE |
| Plank Size | - 7" X 48" |
| Packaging | - 10 Planks/box (23.77 Sq.ft.) |
| Installation | - Uniclic, German Technology |

GOLDEN OAK FFIW-012

Light, golden-brown color of the wood, which showcases natural wood grains and textures. The surface appears smooth with visible lines marking the edges of each plank. There is a consistent pattern of the wood grain that flows vertically down the planks, giving it a uniform yet natural appearance. In this design the focus is solely on the texture and color of the wood.





NATURAL WOOD FFIW-013

The natural, rustic appearance of the planks, with visible grains and textures. The color is a mix of light brown and beige, giving it a warm and inviting look. The surface appears smooth with subtle lines marking the wood's natural pattern.

Series	- Xyloid
Thickness (in mm)	- 4.5, 5, 6, 6.5
Underlayment Type	- EVA & IXPE
Plank Size	- 7" X 48"
Packaging	- 10 Planks/box (23.77 Sq.ft.)
Installation	- Uniclic, German Technology





- | | |
|-------------------|--------------------------------|
| Series | - Xyloid |
| Thickness (in mm) | - 4.5, 5, 6, 6.5 |
| Underlayment Type | - EVA & IXPE |
| Plank Size | - 7" X 48" |
| Packaging | - 10 Planks/box (23.77 Sq.ft.) |
| Installation | - Uniclic, German Technology |

ORIENT BROWN FFIW-014

The rich, golden-brown color of the wood, which exudes a warm and inviting aesthetic that can complement various interior designs. The visible grains and textures on the surface of the wood add to its natural aesthetic. Knots and imperfections in the wood are visible, contributing to its character and authenticity. The surface appears smooth and polished, reflecting light subtly.





ESPRESSO TIMBER FFIW-015

The rich, deep brown color of the wood, which resembles a coffee or chocolate tone. The texture of the wood is prominently visible with distinct, natural grain patterns running vertically throughout the plank. There are variations in the shades of brown, with some areas appearing slightly lighter, highlighting the natural wood characteristics. The surface appears smooth and polished, reflecting a subtle sheen.

Series	- Xyloid
Thickness (in mm)	- 4.5, 5, 6, 6.5
Underlayment Type	- EVA & IXPE
Plank Size	- 7" X 48"
Packaging	- 10 Planks/box (23.77 Sq.ft.)
Installation	- Uniclic, German Technology





- | | |
|-------------------|--------------------------------|
| Series | - Xyloid |
| Thickness (in mm) | - 4.5, 5, 6, 6.5 |
| Underlayment Type | - EVA & IXPE |
| Plank Size | - 7" X 48" |
| Packaging | - 10 Planks/box (23.77 Sq.ft.) |
| Installation | - Uniclic, German Technology |

HEALWOOD COFFEE FFIW-016

The warm, medium brown color of the wood, gives it a rustic and inviting appearance. The texture of the wood is clearly visible, showcasing its natural grain and patterns. There are no visible defects or imperfections on the surface of the wood; it appears smooth and well-finished.





WHISPERING PINES FFIW-017

The light, natural wood color of the planks, showcasing the intricate grain patterns. Knots and imperfections in the wood, adding to the rustic aesthetic. The texture of the wood is detailed and realistic, with lines and grooves that indicate natural aging or wear.

Series	- Xyloid
Thickness (in mm)	- 4.5, 5, 6, 6.5
Underlayment Type	- EVA & IXPE
Plank Size	- 7" X 48"
Packaging	- 10 Planks/box (23.77 Sq.ft.)
Installation	- Uniclic, German Technology





AGED OAK FFIW-018

Series	- Xyloid
Thickness (in mm)	- 4.5, 5, 6, 6.5
Underlayment Type	- EVA & IXPE
Plank Size	- 7" X 48"
Packaging	- 10 Planks/box (23.77 Sq.ft.)
Installation	- Uniclic, German Technology

The rustic and aged appearance of the planks. The texture of the wood is clearly visible, showcasing its natural grain and patterns. Knots and imperfections in the wood are visible, adding to the rustic aesthetic. The color is a mix of grey and brown tones, giving the wood an old and weathered look.





FIRE WOOD FFIW-019

The rich, dark brown color of the planks, with lighter grain patterns creating a beautiful contrast. The texture of the wood is detailed and realistic, with lines and grooves that indicate natural aging or wear. Knots and imperfections in the wood are visible, adding to the authentic and aged appearance of the planks.

Series	- Xyloid
Thickness (in mm)	- 4.5, 5, 6, 6.5
Underlayment Type	- EVA & IXPE
Plank Size	- 7" X 48"
Packaging	- 10 Planks/box (23.77 Sq.ft.)
Installation	- Uniclic, German Technology







URBAN GRAY FFIW-020

- Series - Xyloid
- Thickness (in mm) - 4.5, 5, 6, 6.5
- Underlayment Type - EVA & IXPE
- Plank Size - 7" X 48"
- Packaging - 10 Planks/box (23.77 Sq.ft.)
- Installation - Uniclic, German Technology

The grayish tone of the wood, which gives it a rustic yet modern appearance. The natural grain patterns, knots, and textures on the surface of the wood add to its elegance. The matte finish of the plank, with light reflecting subtly off its surface, makes it a high-quality material suitable for contemporary interior designs.





ORIENT WALNUT FFIW-021

The weathered, rustic appearance of the planks. The color is a mix of gray and brown tones, giving the flooring a distressed and aged look. The texture of the wood is detailed and realistic, with lines and grooves that indicate natural aging or wear. Knots and imperfections in the wood are visible, adding to the authentic and aged appearance of the planks.

Series	- Xyloid
Thickness (in mm)	- 4.5, 5, 6, 6.5
Underlayment Type	- EVA & IXPE
Plank Size	- 7" X 48"
Packaging	- 10 Planks/box (23.77 Sq.ft.)
Installation	- Uniclic, German Technology





- | | |
|-------------------|--------------------------------|
| Series | - Xyloid |
| Thickness (in mm) | - 4.5, 5, 6, 6.5 |
| Underlayment Type | - EVA & IXPE |
| Plank Size | - 7" X 48" |
| Packaging | - 10 Planks/box (23.77 Sq.ft.) |
| Installation | - Uniclic, German Technology |

SLATEWOOD BROWN FFIW-022

The warm, golden-brown color of the planks, with lighter streaks running parallel along the length of the planks, highlighting the natural wood grains. The texture of the wood is detailed and realistic, with lines and grooves that indicate natural aging or wear. Knots and imperfections in the wood are visible, adding to the authentic and aged appearance of the planks.






CALACATTA FFIS-001

This flooring plank is a beautiful and elegant piece that would add a touch of sophistication to any space. Based on its intricate and organic patterns. The white base color of the plank, combined with the grey veins running through it, creates a natural and classic look that is reminiscent of marble. The grey veins vary in thickness and intensity, adding depth and dimension to the overall design. The surface appears smooth and polished, reflecting light subtly to enhance its luxurious appeal.

Series	- Terrene
Thickness (in mm)	- 4.5, 5, 6, 6.5
Underlayment Type	- EVA & IXPE
Plank Size	- 12" X 24" & 18" X 36"
Packaging (12" x 24")	- 10 Planks/box (20 Sq.ft.)
Packaging (18" x 36")	- 6 Planks/box (27 Sq.ft.)
Installation	- Uniclic, German Technology





SILVER MIST FFIS-002


- Series - Terrene
- Thickness (in mm) - 4.5, 5, 6, 6.5
- Underlayment Type - EVA & IXPE
- Plank Size - 7" X 48"
- Packaging - 10 Planks/box (23.77 Sq.ft.)
- Installation - Uniclic, German Technology

The plank has a predominantly grey color with varying shades that create an almost misty or foggy aesthetic. The texture is intricate with a mix of rough and smooth surfaces, giving it a rustic yet elegant appearance. There are visible lines running vertically, indicating the edges of the planks and adding to the overall texture. The pattern is natural and organic, resembling that of weathered stone.



TECHNICAL DATA SHEET

CHARACTERISTIC	STANDARDS			
	EN	Result	ASTM	Result
Size	EN 427	Pass	ASTM F536	Pass
Overall Thickness	EN 428	Pass	ASTM F36	Pass
Wear Layer Thickness	EN 429	Pass	ASTM F410	Pass
Dimension Squareness and Straightness	EN 427	Pass (Squareness : 0.18 mm Straightness : 0.07 mm)		
Chemical Resistance	EN 423	Pass	ASTM F925, ASTM F1344	Pass
Color Fastness To	EN 20105:B02	Pass, >-Grade 6	ASTM F1515	Pass
Artificial Light	Method A			
Heat Stability by Color Change			ASTM F1514	Pass
Castor Chair Suitability	EN 425	Pass		
Residual Indentation	EN 433	Pass, 0.06 mm	ASTM F1914, ASTM F970	Pass
Abrasion Group	EN 660-1/2	Group T	ASTM F510, ASTM D3384	Pass
Impact Resistance			ASTM F1265, ASTM D2632	Pass
Dimensional Stability	EN 434	Pass	ASTM F2199	Pass, 0.1%
Sound Reduction	EN ISO 717-2(0Lw)	2 dB		
Flexibility	EN 435 Method A	Pass	ASTM F137	Pass
Slip Resistance	EN 13893	Pass	ASTM D2047-93	Pass
Electrical Resistance	EN 1081 Method C	Class DS	ASTM F150-06	Pass
Thermal Resistance	EN 12644	Pass		
Toxic Element Test	EN 71-3	Pass. Not Toxic. Does not contain heavy metal and formaldehyde.		
Behaviour To Fire	EN ISO 11925-2 EN 13501-1 EN ISO 9239-1	Bfl-SI	ASTM E648-06	Pass/Class I
Smoke Density			ASTM E662	Pass, <450



CARE & MAINTENANCE



GENERAL MAINTENANCE

- The predominant cause of damage to a floor's finish is abrasion from dirt and grit. It is important to use walk of mats at entrances and doorways and non-staining floor protectors under heavy furniture, chairs, and tables.
- Use rugs that are made specifically for vinyl floors and shake them out regularly. Place rugs in any area where water is in use, such as sinks or a pet's water dish.
- To prevent the floor from overheating or trapping moisture, never cover the flooring before, during, or after installation with any type of non-breathable or excessively thick rugs, mats, solid surface items, plastics, or a mattress that are laid directly onto the floor. It must be allowed to breathe.
- Oil or petroleum-based products can stain flooring surfaces. Do not track asphalt-driveway sealer, motor oil, wood stains or similar products onto the vinyl floor covering.
- Any flooring may become slippery when wet. Immediately wipe up wet areas from spills and be careful walking on any newly cleaned floor while it is wet.



PET GUIDE

Protecting the beauty of your floor can be easy, even with pets. Follow these simple guidelines to keep your flooring in good condition while having indoor pets.

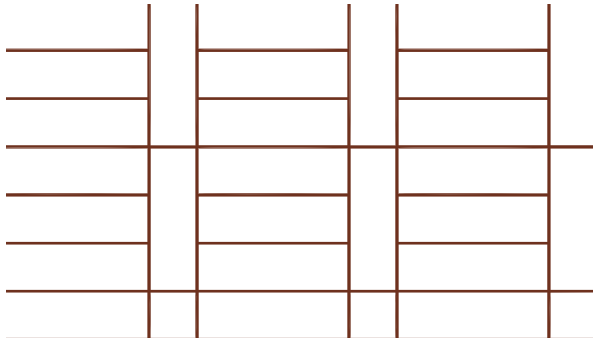
- Clip your pet's nails regularly. If you can hear the nails clicking on the floor, they need to be trimmed.
- Wipe up any pet waste/vomit as quickly as possible. These accidents, if not properly cleaned up and/or left for long periods of time, are harsh and can damage the finish.
- It is recommended to use natural fiber rugs or a riser to keep water bowls off the floor.
- If your pets are hyper and like to run and slide across the floor, it is recommended to place rugs in these areas to protect the floor.



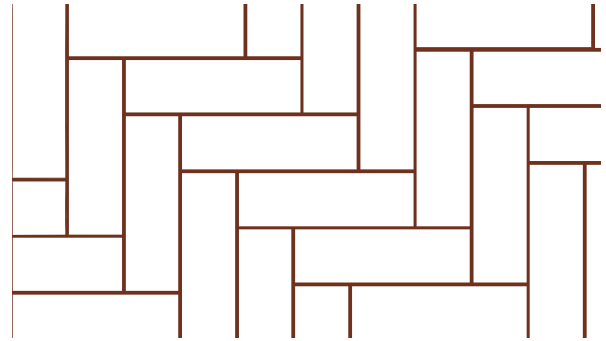
CLEANING METHODS

- Vacuum (WITHOUT BEATER BRUSH), dry mop, or sweep your floor at least once a week or more if needed. Do not let sand, dirt, or grit build up. It will act like sandpaper, and abrade and dull the finish. The best method of removing dirt and grit is vacuuming with a soft brush attachment on your vacuum.
- After all dirt and grit particles have been removed (using a vacuum, dry mop, or broom) lightly spray a mist of the cleaner over a 4' x 6' area of your floor or directly on the cleaning cloth. Thoroughly clean the floor surface and dry if needed. Finish one area before moving onto the next. Repeat the process until the floor is clean. When the cleaning cloth becomes soiled, rinse with water, thoroughly wringing out the cloth. Once the cleaning cloth becomes excessively soiled, launder and reuse. Excessively soiled cleaning cloths will cause streaking and can abrade the floor.


PLANK PATTERNS




WEAVE



HERRINGBONE



STAGGERED



BASKET WEAVE

PACKING DETAILS

SERIES : XYLOID

PLANK SPECIFICATIONS	WIDTH (mm)	LENGTH (mm)	AREA (Sq.Mt.)	PCS/ BOX	SQMT/ BOX	BOXES/ PALLET	SQMT/ PALLET	PALLET/20 FT CONTAINER	SQMT/20 FT CONTAINER
4mm/0.3mm+1mm = 5mm	181	1220	0.22	10	2.21	55	121.45	24	2914.82
5mm/0.5mm+1mm = 6mm	181	1220	0.22	8	1.77	55	97.16	24	2331.86
6mm/0.5mm+1mm = 7mm	181	1220	0.22	7	1.55	50	77.29	24	1854.89

SERIES : TERRENE

PLANK SPECIFICATIONS	WIDTH (mm)	LENGTH (mm)	AREA (Sq.Mt.)	PCS/ BOX	SQMT/ BOX	BOXES/ PALLET	SQMT/ PALLET	PALLET/20 FT CONTAINER	SQMT/20 FT CONTAINER
4mm/0.3mm+1mm = 5mm	305	610	0.19	10	1.86	55	102.33	24	2455.86
5mm/0.5mm+1mm = 6mm	305	610	0.19	8	1.49	55	81.86	24	1964.69
6mm/0.5mm+1mm = 7mm	305	610	0.19	7	1.30	50	65.12	24	1562.82

GENERAL INFORMATION

- SPC flooring, a term gaining popularity in the flooring industry, offers numerous reasons to appreciate it. Its durability, versatile collection, high water resistance, and easy installation make it truly remarkable.
- Perfectly measure the room space area to calculate the SPC tile requirement.
- Subfloor must be flat, smooth, permanently dry, clean, and free from all foreign material such as dust, wax, solvents, paint, grease, oils, and old adhesive residue. The surface must be hard and dense, and free from powder or flaking.
- SPC click flooring can be installed over most existing hard-surface floor coverings, provided that the existing floor surface is clean, flat, dry and structurally sound.
- Acclimatize material for a minimum time of 24 hours prior to installation in the room/location where the installation will take place.
- To minimize shade variation, mix and install planks from several cartons.
- SPC click locking technology, is water/moisture resistant and reliably secures the flooring panels on all four sides.
- Tools needed for the installation: Straight edge, Pencil, Chalk Line, measuring tape, Power Crosscut Saw, Jigsaw for cutting irregular shapes, Rubber Mallet, Blue or Green Painter's Tape, Assorted spacers, the rubber hammer and EPE form sheet of 1 mm.

INSTALLATION PROCESS

- Before you start with the installation, it is important to determine the layout of the flooring. Proper planning and layout will prevent having narrow plank widths at wall junctures or very short length pieces at the end of rows.
- As with all plank products, install the planks parallel to the longest exterior wall.
- Determine if the starter row will need to be cut. If the first row of planks does not need to be trimmed in width, it will be necessary to cut off the unsupported tongue so that a clean, solid edge shows towards the wall.
- Installation of the product must start from the left side of the room, working to the right when working in front of the planks or facing the starting wall.
- Install the second plank in the row by angling the end tongue into the end groove of the first plank. Be careful not to bend the corner of the plank. Maintain an expansion gap of approximately 5/16"(8mm) from the wall. Start the second row by cutting a plank to the desired length. Keep in mind that the plank must not be shorter than 6"(15cm) keep constant to achieve the best appearance.
- Install the first plank in the second row by inserting the long side tongue into the groove of the plank in the first row. This is best done with a low angle of the plank. Maintain pressure into the side seam as you rotate the plank to the subfloor.

INSTALLATION GUIDE

- Install the second plank in the second row by inserting the short end tongue into the previously installed plank groove. Align the plank so that the long side tongue tip is positioned just over the groove lip of the plank in the first row. Working from the end seam, at a low angle, insert the long tongue into the groove of the adjoining plank. Very little force is required to seat the tongue into the groove. You should feel the tongue lock into the groove.
- Work across the length of the room installing planks along the wall in the first row and then aligning the planks in the second row. It is critical to keep these two rows straight and square, as they are the "foundation" for the rest of the installation. Check squareness and straightness often.
- Cut the last plank in the first row and leave an expansion gap of around 5/16"(8mm). Planks may be cut with a Utility Knife using the "score and snap" technique. The leftover of this plank may be used to start the third row if it's a minimum 6"(15cm) long.
- Continue installing planks and make sure to achieve a random appearance with end pieces of minimum 6"(15cm). Check that all planks are fully engaged; if a slight gapping is found, the gap can be tapped together by using a tapping block and a scrap of flooring to cover the tapping block in order to avoid damages on the planks.
- The maximum area that can be installed without an expansion joint is 10m x 20m. A section length of approximately longer than 12.5m should be installed expansion joint. If the temperature while using is higher than the temperature when installing, should apply a little smaller area and shorter length than usual for the standard of expansion joint.
- When fitting under door casings, etc. the flexibility and convenient connection of SPC click becomes evident. If necessary, a flat pull bar may be used to assist in locking the planks.
- When fitting around obstacles or into irregular spaces, planks can be cut easily and cleanly using a Utility Knife with a sharp blade. It is often beneficial to make a cardboard template of the area and transfer this pattern to the plank.
- Protect all exposed edges of the flooring by installing wall moulding and/or transition strips. Make sure that no plank will be secured in any way to the sub floor.
- Protect the finished flooring from exposure to direct sunlight.



**SCAN/CLICK
TO DOWNLOAD
INSTALLATION
GUIDELINES**



Unique • Elegant • Timeless

Fab Floors International

Khasra No.-364, 372 & 373, Patan Bus Stop, Jaipur Road,
Patan, Ajmer-305816, Rajasthan (India)

SALES ENQUIRIES

Phone : +91-9554953939 / +91-9953993817

Email : sales@fabfloors.in

www.fabfloors.in



SCAN/CLICK

